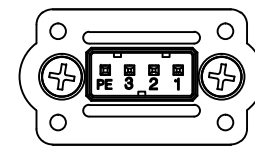
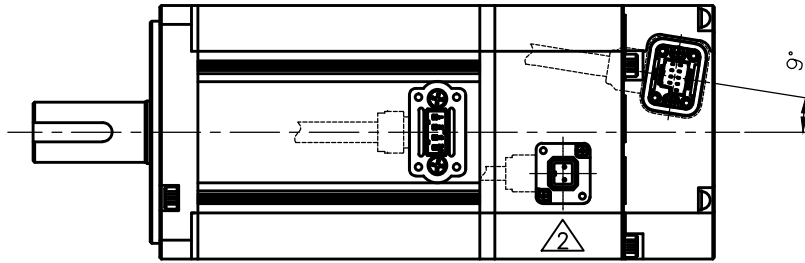


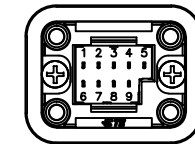
소요 수 QTY				품 번 ITEM	품 명 DESCRIPTION	재 질 MATERIAL	규 격 SPECIFICATION	비 고 REMARK
G04	G03	G02	G01					
			1	01	Out Line		APMC-FCL04A, 03DMK2	Key, Brake Type
		1		02	Out Line		APMC-FCL06A, 05DMK2	Key, Brake Type
	1			03	Out Line		APMC-FCL08A, 06DMK2	Key, Brake Type
1				04	Out Line		APMC-FCL10A, 07DMK2	Key, Brake Type



Pin No.	Phase
1	U
2	V
3	W
PE	FG

SC-MC4P-A2

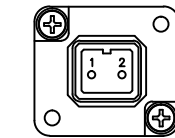
<Power Connector 핀 배열>



Pin No.	Encoder Phase	Pin No.	Encoder Phase
1	MA	6	MA
2	SLO	7	SLO
3	GND_B	8	VDD_B
4	0V	9	+5V
5	Shield		

BASE ASSY : 2108418-1  
HSG : 2108422-1  
CONTACT : 2069391-2

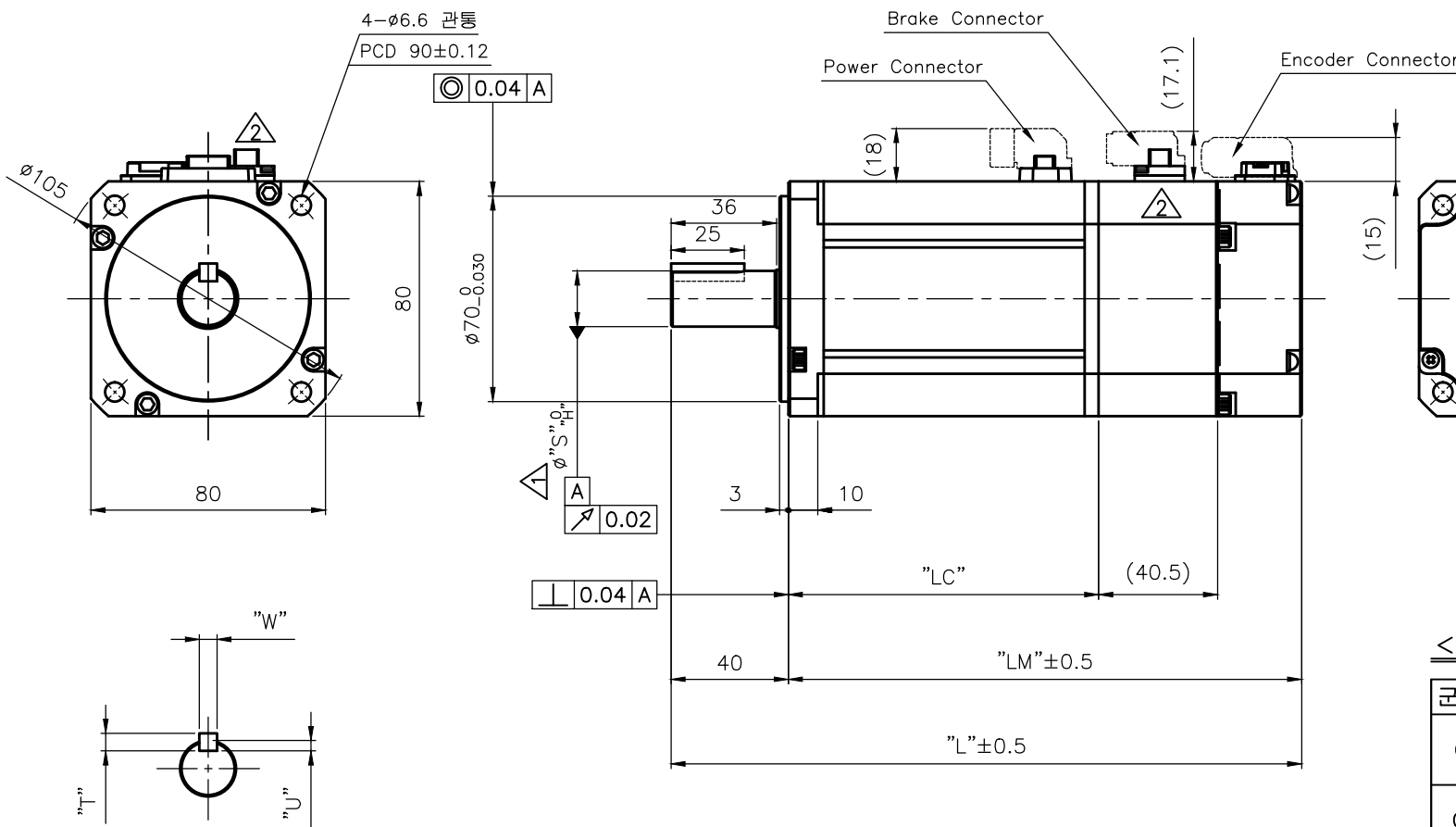
<Encoder Connector 핀 배열>



Pin No.	Phase
1	B1
2	B2

JN4AT02PJ1-R  
or SC-MC2P-A1

<Brake Connector 핀 배열>



<Shaft Dimensions>

<외형 치수>

군 번	Part No.	모델명	L	LM	LC	S	H	T	W	U
G01	47160819	APMC-FCL04AMK2	179	139	69.8	14	-0.018	5	5	3
	47160823	APMC-FCL03DMK2								
G02	47160820	APMC-FCL06AMK2	197	157	87.8	19	-0.021	6	6	3.5
	47160824	APMC-FCL05DMK2								
G03	47160821	APMC-FCL08AMK2	215	175	105.8	19	-0.021	6	6	3.5
	47160825	APMC-FCL06DMK2								
G04	47160822	APMC-FCL10AMK2	233	193	123.8	19	-0.021	6	6	3.5
	47160826	APMC-FCL07DMK2								

무지정 공차	
치수 구분	기본 공차
~3mm 이하	±0.10
3~6mm 이하	±0.12
6~10mm 이하	±0.15
10~18mm 이하	±0.18
18~30mm 이하	±0.21
30~50mm 이하	±0.25
50~80mm 이하	±0.30
80~120mm 이하	±0.35
120~180mm 이하	±0.40
180~250mm 이하	±0.46
250~315mm 이하	±0.52
315~400mm 이하	±0.57
400~500mm 이하	±0.63
500mm 초과	±0.70

개  
CHANGE

<오기 수정>  
1. 축경 오기 수정  
φ19 → φ18 [2019.12.12]

<시안 변경>  
1. GB50 Brake Cover  
형상 변경 [2020.09.09] 김형서



		3RD ANGLE PROJECTION SCALE 1/1 (N.S.) UNIT MM DATE 2018.11.01	제품명 PRODUCT NAME FCL Servo Motor 도면명칭 TITLE Out Line (Key, Brake Type)
설계 DESIGNED	검토 CHECKED	승인 APPROVED	도면번호 DWG. NO. SLM08GA003
			참조도면 REF. NO.
			Ver 1.2