소요수 QTY G04	G03	G02	G01	품번 ITEM	품명 DESCRIPTION	재질 MATERIAL	규격 SPECIFICATION	비고 REMARK
			1	01	Out Line		APM-FE09A/06D/05G/03MMK2	Key, Brake Type
		1		02	Out Line		APM-FE15A/11D/09G/06MMK2	Key, Brake Type
	1			03	Out Line		APM-FE22A/16D/13G/09MMK2	Key, Brake Type
1				04	Out Line		APM-FE30A/22D/17G/12MMK2	Key, Brake Type

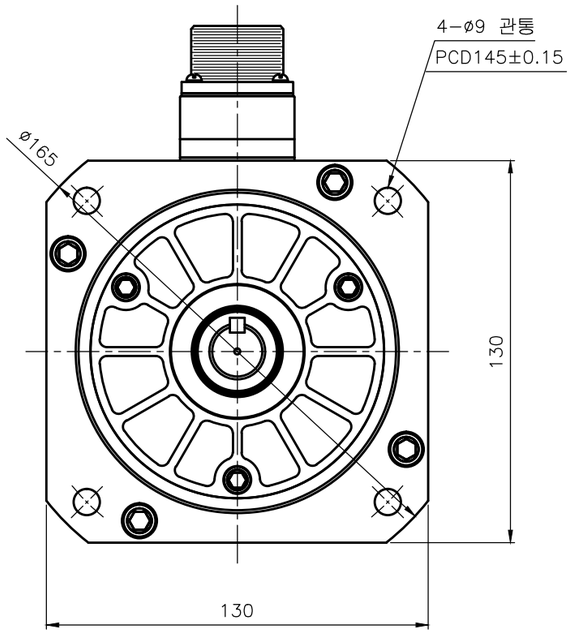

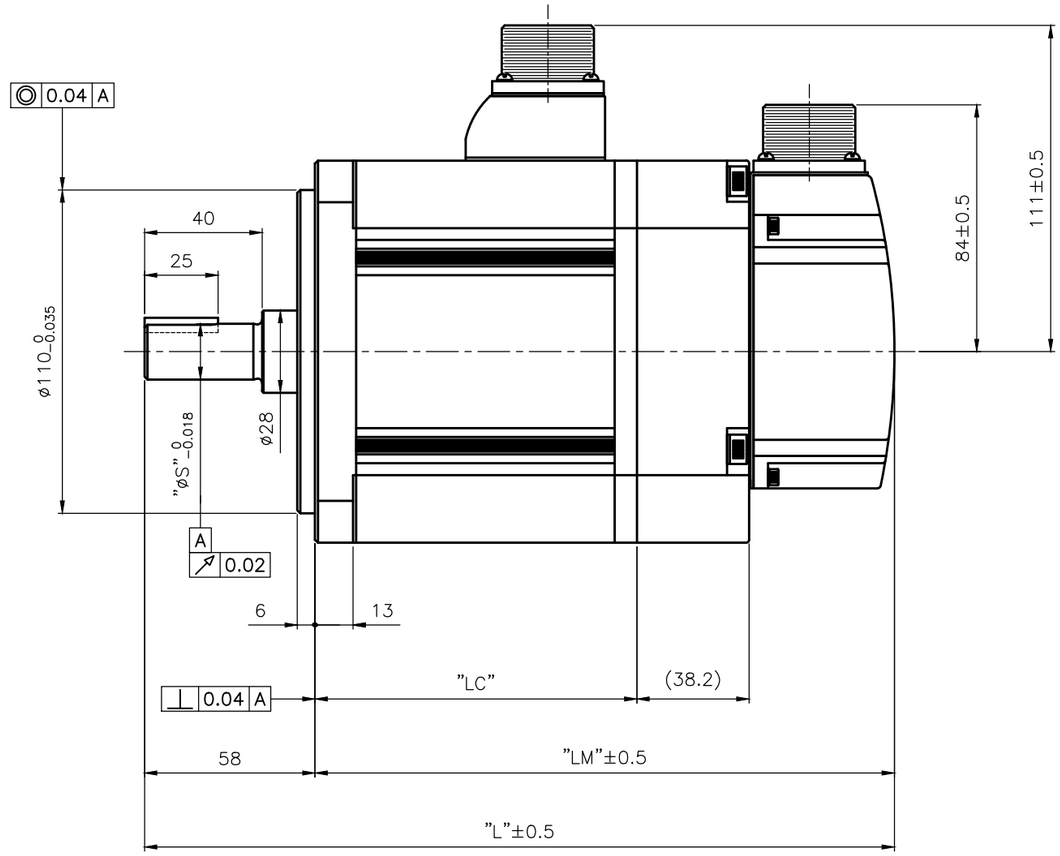

MS3102A20-15P
(7 pole plug)

Pin No.	Phase
A	U
B	V
C	W
D	FG
E	BK+
F	BK-

<Power Connector 핀 배열>

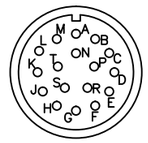

MS3102A20-29P
(17 pole plug)

Pin No.	Encoder Phase	Pin No.	Encoder Phase
A	MA	M	–
B	$\overline{MA}$	N	–
C	SLO	P	–
D	$\overline{SLO}$	R	–
E	VDD_B	H	+5V
F	GND_B	G	0V
K	–	J	SHIELD
L	–		

<Encoder Connector 핀 배열>

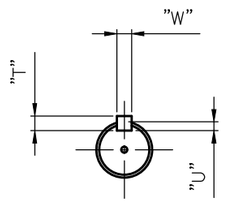

<Shaft Dimensions>

<외형 치수>

군번	Part No.	모델명	L	LM	LC	S	T	W	U
G01	47160235	APM-FE09AMK2	235.3	177.3	89.6	19	5	5	3
	47160240	APM-FE06DMK2							
	47160248	APM-FE05GMK2							
	47160255	APM-FE03MMK2							
G02	47160236	APM-FE15AMK2	255.3	197.3	109.6	19	5	5	3
	47160241	APM-FE11DMK2							
	47160249	APM-FE09GMK2							
	47160256	APM-FE06MMK2							

군번	Part No.	모델명	L	LM	LC	S	T	W	U
G03	47160237	APM-FE22AMK2	275.3	217.3	129.6	22	6	6	3.5
	47160242	APM-FE16DMK2							
	47160250	APM-FE13GMK2							
	47160257	APM-FE09MMK2							
G04	47160238	APM-FE30AMK2	293.3	235.3	147.6	24	7	8	4
	47160243	APM-FE22DMK2							
	47160251	APM-FE17GMK2							
	47160258	APM-FE12MMK2							

무지정 공차	
치수 구분	기본 공차
~3mm 이하	±0.10
3~6mm 이하	±0.12
6~10mm 이하	±0.15
10~18mm 이하	±0.18
18~30mm 이하	±0.21
30~50mm 이하	±0.25
50~80mm 이하	±0.30
80~120mm 이하	±0.35
120~180mm 이하	±0.40
180~250mm 이하	±0.46
250~315mm 이하	±0.52
315~400mm 이하	±0.57
400~500mm 이하	±0.63
500mm 초과	±0.70

개정 CHANGE	
1	
2	
3	
4	
5	

LS Mecapion

삼각법 3RD ANGLE PROJECTION	척도 SCALE 1/1 , N.S	제품명 PRODUCT NAME	AP13 Servo Motor
단위 UNIT MM	일자 DATA 2018.11.01	도면명칭 TITLE	Out Line (Key, Brake Type)
설계 DESIGNED / 검도 CHECKED / 승인 APPROVED		도면번호 DWG. NO.	FM13GA003 1/1
		참조도면 REF. NO.	Ver 1.0